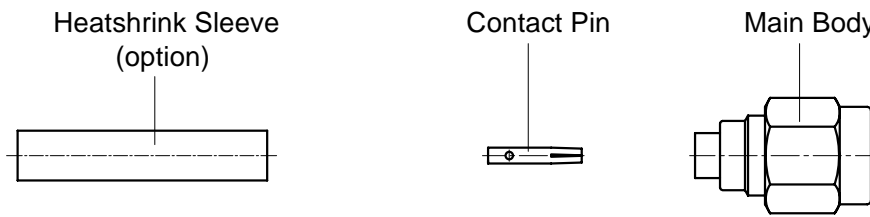


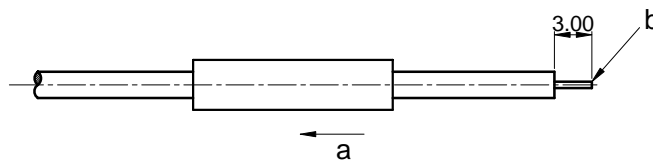
P/N: 61-03-2M11-006 (REV. A)

Description: RP SMA Straight Male Solder for RG405/.085/.086 Cable



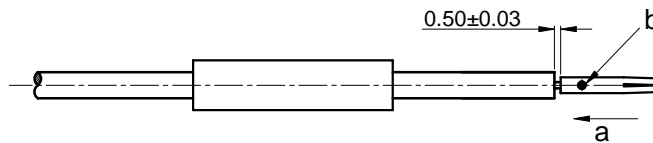
STEP 1

- a. Slide the Heatshrink Sleeve onto the cable (option).
- b. Strip the cable according to the dimensions as below.



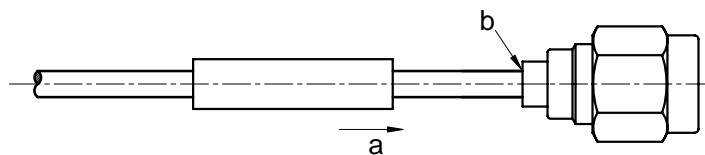
STEP 2

- a. Slide the Contact Pin onto the inner conductor, ensure the dimension 0.50 ± 0.03 between the bottom of Contact Pin and cable dielectric.
- b. Solder the Center Contact onto the cable.



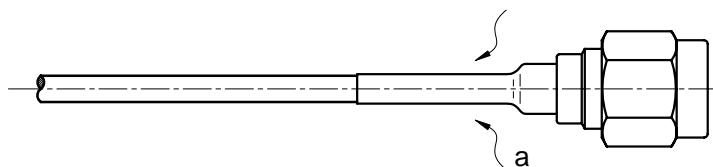
STEP 3

- a. Slide the cable into the Main Body until it stops.
- b. Solder the cable onto the Main Body.



STEP 4

- a. Slide the Heatshrink Sleeve over the Main Body and heatshrink it in place (option).



Note: Dimensions in millimeters (mm).